

Easy Maintenance

The clamshell design allows full, easy access to the entire paper path, so you can clear paper jams or clean the unit without calling a service technician. The rollers are also easy to replace, improving the unit's cost-effectiveness, and have a long service life.



Rollers are easy to replace.



The clamshell opens widely.

Specifications KV-S4085CW and KV-S4065CW

		KV-S4085CW	KV-S4065CW
Scanning Face		Duplex	
Scanning Method		Contact-type Colour Image Sensor Selectable black and white background reference	
Scanning Speed*1 A4 size 200/300 dp	Binary	Simplex	Up to 80 ppm (Portrait) Up to 100 ppm (Landscape)*2
		Duplex	Up to 60 ppm (Portrait) Up to 80 ppm (Landscape)*3
	Colour	Simplex	Up to 160 ipm (Portrait) Up to 200 ipm (Landscape)*2
		Duplex	Up to 120 ipm (Portrait) Up to 160 ipm (Landscape)*3
Resolution		600 dpi Optical Resolution 100 - 600 dpi (1 dpi step)	
Detection		Double feed detection (KV-S4085CW: 3 positions, KV-S4065CW: 1 position), Stapled document detection	
Compression		JPEG (colour, greyscale)	
Image Output		Binary, Greyscale (8 bit), Colour, MultiStream™ output	
Binary Mode Halftone		Dither, Error diffusion	
Image Control		Dynamic Threshold, Automatic Crop, Automatic Binary/Colour Distinction, Blank Page Removal, Double Exposure, Multi Colour Dropout, Smooth Background, Hole Removal, Border Removal, Noise Reduction, Detect File Separation Sheet and much more	
Other Functions		Length control, Barcode detection (ISIS), Patch code detection, Automatic separation, Control sheet, Long paper mode	
Scanning Size		KV-S4065CW / KV-S4085CW: 302 x 2,540 mm (11.9 x 100 in.)	
Documents*4	Size (ADF)	Minimum	48 x 70 mm (1.9 x 2.75 in.) In manual feed or thick paper modes: 48 x 100 mm (1.9 x 3.9 in.)
		Maximum	297 x 432 mm (11.7 x 17 in.)
	Weight	Thin mode: 20 - 50 g/m ² (5 - 13 lbs.) Normal mode: 50 - 157 g/m ² (13 - 42 lbs.) Thick mode: 157 - 209 g/m ² (42 - 56 lbs.) Auto mode: 20 - 157 g/m ² (5 - 42 lbs.)	
Thickness	0.04 - 0.2 mm (1.9 - 7.9 mils) Straight path: max. 0.6 mm (23.6 mils) Note: 1 mil = 0.001 in.		
Hopper Capacity		Up to 350 sheets (80 g/m ² , 21 lbs.)	
Interface		USB 2.0	
Power Requirement		AC 100 - 240 V, 50/60 Hz	

		KV-S4085CW	KV-S4065CW
Power Consumption	Maximum (Scanning)	0.7 A (220-240 V), 1.5 A (100-120 V)	0.6 A (220-240 V), 1.4 A (100-120 V)
	Ready mode	0.4 A (220-240 V), 0.7 A (100-120 V)	0.4 A (220-240 V), 0.7 A (100-120 V)
	Sleep mode	2.0 W or less (220-240 V, 100-120 V)	2.0 W or less (220-240 V, 100-120 V)
	Standby mode	0.5 W or less (220-240 V, 100-120 V)	0.5 W or less (220-240 V, 100-120 V)
Operating Environment	Temperature	10 - 35 °C (50 - 95 °F)	
	Humidity	20 - 80 % RH	
Storage Environment	Temperature	0 - 40 °C (32 - 104 °F)	
	Humidity	10 - 80 % RH	
External Dimensions*5 (W x D x H)		474 x 585 x 329 mm (18.7 x 23.0 x 13.0 in.)	
Weight*5		25 kg (55 lbs.)	
Accessories		CD ROM: Device driver software, Operation manual, Installation manual, Control data sheet, Image Capture Plus software*, ISIS®/TWAIN driver, software, User utility software, Multi colour dropout utility Power cord, USB cable & Blower	
Options	Roller exchange kit	KV-SS033	
	Roller cleaning paper	KV-SS03	
	Imprinter unit (Pre and /or Post)	KV-SS014	
	Ink cartridge	KV-SS021	
	Flatbed Scanner*7	KV-SS081/KV-SS080*8	

*1 The scanning speed differs depending on the host computer, the operating system, the application, the measuring method, the quantity of data in the image, and the paper type. The scanning speed is as determined by Panasonic methods of speed measurement.

*2 Only for the KV-S4085CW.

*3 Only for the KV-S4065CW.

*4 "Weight in pounds" of paper represents the weight of 500 sheets (432 mm x 559 mm / 17 in. x 22 in.).

*5 Dimensions and weights are approximate.

*6 The supported file types are PDF, PDF/A, Searchable PDF, Searchable PDF/A, JPEG, JPEG2000, TIFF and Bitmap. Searchable PDF and Searchable PDF/A documents can be created for English, French, German, Italian, Spanish, Brazilian Portuguese, Japanese, Korean, Simplified Chinese, and Traditional Chinese. Searchable PDF and Searchable PDF/A documents for Japanese, Korean, Simplified Chinese, and Traditional Chinese can be created when using Operating Systems of the respective languages.

*7 Requires to the KV-S4085CW or KV-S4065CW

*8 KV-SS080 is not available for certain countries. Please contact our dealer and confirm the availability.



Trademarks and registered trademarks

- ENERGY STAR and the ENERGY STAR mark are registered U.S. marks.
- ISIS is a registered trademark or trademark of Open Text Corporation.
- Microsoft, Windows and Windows Vista are either registered trademarks or trademarks of Microsoft Corporation in the United States and/or other countries.
- All other brand or product names are the property of their respective holders.

Important

- Safety Precaution: carefully read the operating instructions and installation manual before using this product.
 - Design and specifications are subject to change without notice.
 - These products may be subject to export control regulations.
- These products are designed to reduce hazardous chemical substances.

DISTRIBUTED BY :

Panasonic

Document Scanner: <https://panasonic.net/cns/office/products/scanner/>


Panasonic

BUSINESS

Document Scanner

KV-S4085CW

KV-S4065CW



Innovative Paper Feed Mechanism

- Stapled Document Detection
- Ultrasonic Double-Feed Detection
- Intelligent Feed Control

- Mixed Document Feeding
- Long Paper Mode (Curved or Straight Path)
- 100 ppm / 200 ipm* (KV-S4085CW)
- 80 ppm / 160 ipm* (KV-S4065CW)

* A4, Landscape, 200/300 dpi, Binary/Colour.



Accurate Feeding for Various Paper Types

Have you ever had your work interrupted by a scanner jam, and then found out that important documents were damaged? Or after you've finished scanning, have you discovered that one or more pages were missed? Our innovative scanner uses a reliable, industry-first paper feed mechanism to quickly detect stapled documents and halt scanning to minimise damage to the optical glass and the document. It also senses double-sheet feeding to prevent misfeedings. This minimises errors and problems in large scanning runs.

Plus, it features full-colour scanning (200 or 300 dpi) at up to 200 ipm* with clear, high-resolution results. In short, it gives you both efficiency and quality.

*When using the KV-S4085CW A4, Landscape, 200/300 dpi, Binary/Colour.

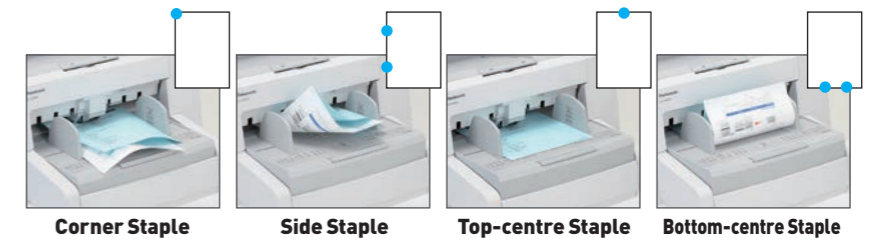


ToughFeed

Innovative Paper Feed Mechanism

Preventing Damage to the Scanning Glass Stapled Document Detection

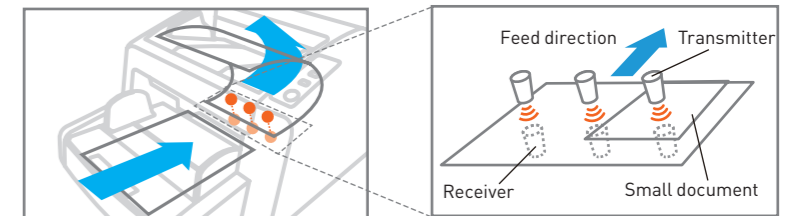
Multiple sensors are used to detect various types of stapled documents, and to immediately stop the scanner when stapling is detected. This minimises damage to both the document and the optical glass.



Staples are quickly detected in any location, to minimise damage to the optical glass and the document.

Accurate Scanning Ultrasonic Double-Feed Detection

Ultrasonic sensors detect double feeds. The KV-S4085CW is equipped with three ultrasonic sensors to cover a larger area of the document, rather than the centre only, for versatile detection of small documents mixed among regular-sized documents.

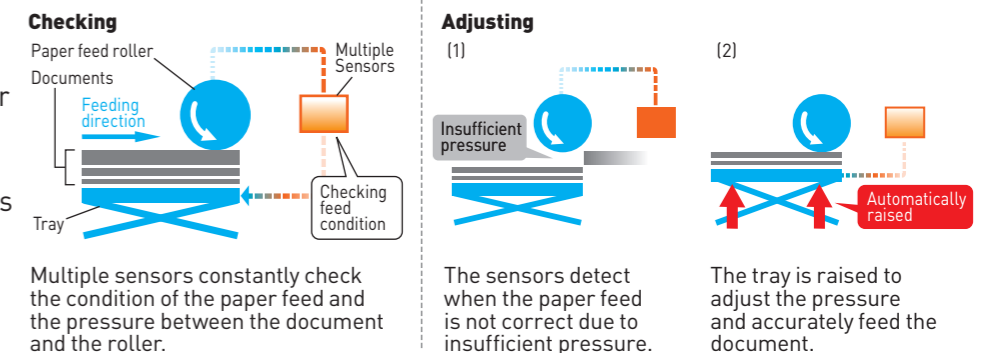


Three sensors* detect double feeding and stop the scanner immediately.

High-performance sensors catch even subtle changes.

Smooth Feeding Intelligent Feed Control

Multiple sensors check the paper feed condition and automatically adjust the roller pressure to ensure that documents of various thicknesses are accurately fed. This makes it more reliable and accurate than conventional feed mechanism.



High-Reliability Scanning

Accurately Feeds Various Sizes of Documents


Mixed Document Feeding

Documents with different sizes and thicknesses can all be fed together. They can be set in centre, left, or right alignment. By using left or right single-side alignment, there is no more need to spend time organizing documents according to their size, so scanning is fast and easy. This function greatly increases work efficiency.

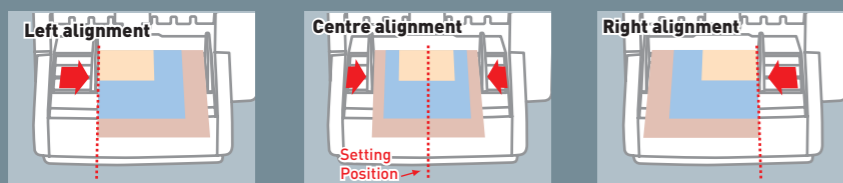


Convenient Function for Long Documents Long Paper Mode

The highly reliable paper feed mechanism quickly and stably scans long documents too. Using the straight path, this boosts work efficiency by smoothly scanning long monitoring sheets, like those used for EKG documents, and thick documents.



Two path types enable long-sheet scanning.



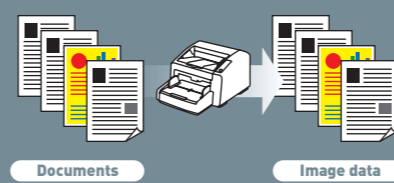
The scanner feeds accurately, regardless of alignment.

High-Quality Image Processing

No More Need to Pre-Sort

Automatic Binary/Colour Distinction

This function automatically detects when a set of documents contains some colour sheets and some monochrome (B/W) sheets. You can feed these together without sorting, and the machine will automatically compress the data efficiently according to whether a sheet is colour or monochrome (B/W), so the electronic file size is minimised. This is a feature typically found only on high-end scanners.

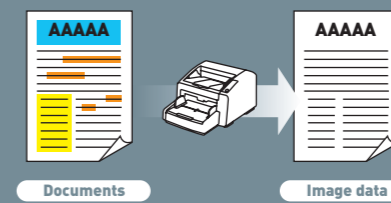


The scanner detects colour or B&W.

Pre-Printed Form Scanning

Multi Colour Dropout

With Multi Colour Dropout, you're no longer limited to removing only reds, greens and blues from pre-printed forms. Any colour or colour range can be selected for removal for more accurate OCR processing. And you're not limited to only one colour — you can select up to three or even drop all colours saving only black.

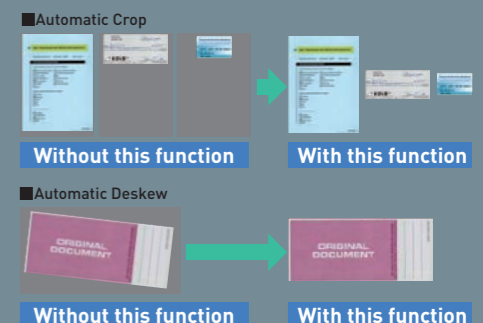


The scanner makes it easier to read text data.

Eliminates Post-Processing

Automatic Crop and De-Skew

When you scan documents of mixed size, the documents are automatically cropped and stored in the appropriate size. Also, skewed documents are automatically straightened when they are scanned.



The scanner crops white space..